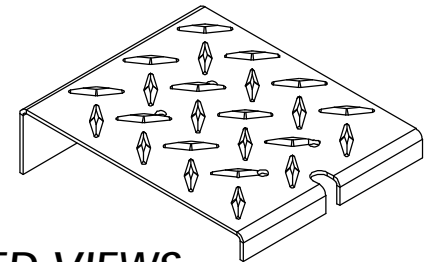
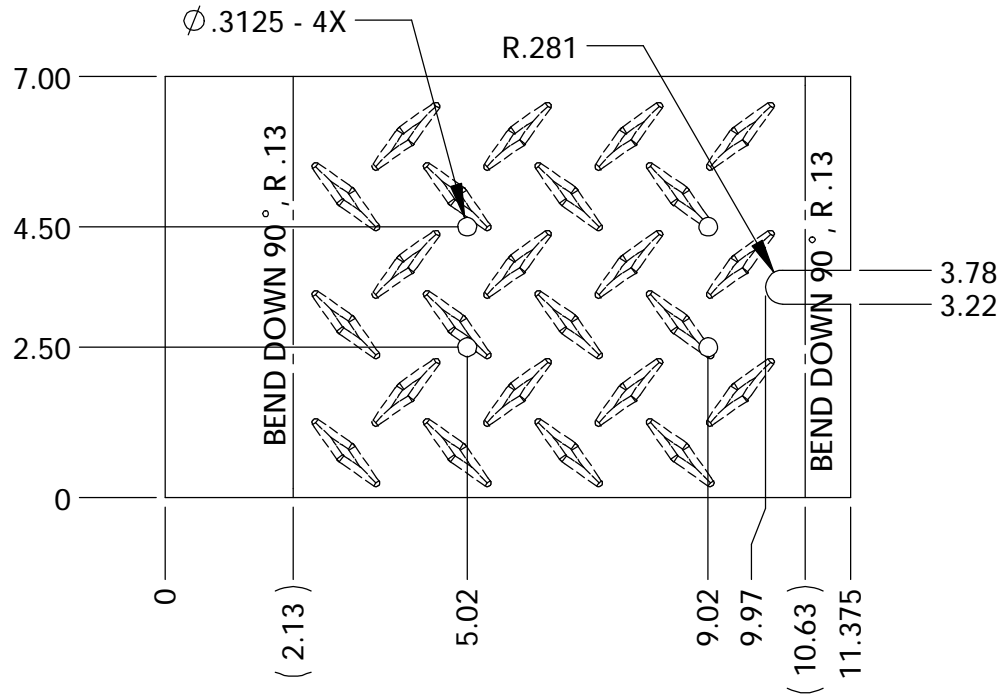
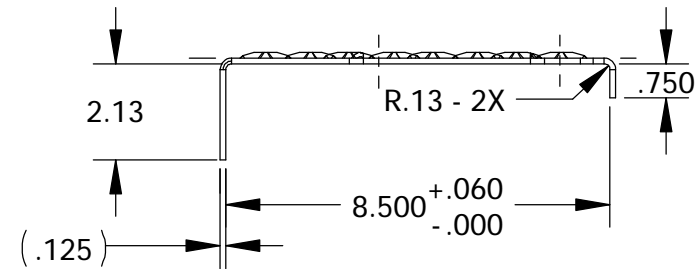
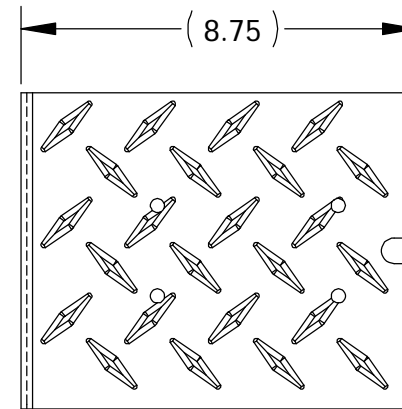


FLAT VIEW



FORMED VIEWS



NOTES:

- 1.) DIAMOND PATTERN IS ONLY ON ONE SIDE OF MATERIAL
- 2.) DIMS. DO NOT INCLUDE HEIGHT OF DIAMOND PATTERN
- 3.) DIE# PP-149

ALL DIMENSIONS ARE IN INCHES
UNLESS OTHERWISE STATED
TOLERANCES EXCEPT AS NOTED
DECIMALS:

.X ±0.100
.XX ±0.060
.XXX ±0.030
.XXXX ±0.010

ANGLES:
±1°
ALL FORMED ANGLES
EQUAL 90° UNLESS
NOTED OTHERWISE

() INDICATES REFERENCE

THE INFORMATION IN THIS DRAWING IS THE SOLE
PROPERTY OF KARAVAN TRAILERS, INC. ANY
REPRODUCTION IN PART OR WHOLE WITHOUT
THE WRITTEN PERMISSION OF KARAVAN TRAILERS,
INC. IS PROHIBITED.

APPROVED BY:

DRAWN BY:

Kay Hopf

DATE:

04-12-13

SHEET:

1 OF 1

SCALE:

N/A

KARAVAN

TITLE:

FENDER STEP PLATE

MAT'L:

.125" ALUM. TREAD PLATE

FINISH:

N/A

DWG. #:

100-05160

DWG. REV.	ECR/NDR NUMBER	REVISED BY	DATE	DESCRIPTION
A	15629	KMH	04-12-13	DRAWING CREATED

First Piece - In Process Inspection Sheet

Description: **Fender Step Plate**

Part # 100-05160

Rev. A

QA Approval: K. Hopf

JOB# _____

Characteristic	Tol.	Method	Freq.	1st Piece	A/R	2	A/R	3	A/R	4	A/R	5	A/R	6	A/R	Last Piece	A/R	Inspected By/Date:
LASER																		
.125"	.117 - .133	Mic	1st/Last Piece															1 /
Alum. Tread Plate	NA	Visual	1st/Last Piece															2 /
7.00	±.060	Caliper	1st/Last Piece															3 /
11.375	±.030	Caliper	1st/Last Piece															4 /
Ø.3125 - 4X	±.010	Caliper	1st/Last Piece															5 /
FORM																		
R.13 - 2X	NA	Radius Gauge	1st/Last Piece															6 /
2.13	±.060	Caliper	1:50															7 /
.750	±.030	Caliper	1:50															
8.500	+ .060 - .000	Caliper	1:50															
Inspect parts for scratches, dents, gouges, etc.	NA	Visual	Every Piece															
No slugs left in lasered holes.	NA	Visual	Every Piece															